

What can Follett Notification do for me?

Hear [school closing](#) notifications direct to your cell phone.

Receive [reminder messages](#) from your child's school about upcoming events and activities.

Preset a [grade limit](#) to be notified if your child receives a grade below that limit.

Receive [messages](#) from your child's teachers about projects and activities going on in their classes.

ATTLEBORO PUBLIC SCHOOLS

100 Rathbun Willard Drive
Attleboro, MA 02703

Attleboro High School
(508) 222-5150

Brennan Middle School
(508) 222-6260

Coelho Middle School
(508) 761-7551

Wamsutta Middle School
(508) 223-1540

Hill-Roberts Elementary School
(508) 399-7560


Hyman Fine Elementary School
(508) 223-1560

Studley Elementary School
(508) 222-2621

Thacher Elementary School
(508) 226-4162

Willett Elementary School
(508) 222-0360


Early Learning Center
(508) 223-1563



ENGAGE • CHALLENGE • INSPIRE




Android Users

1. Go to the Play Store.
2. Tap 
3. In the search bar, type **Follett Notifications**

4. Tap Follett Notifications:



5. Tap Install 
6. Type in the Aspen URL as follows:
ma-attleboro.myfollett.com



7. Type in your Logon ID and Password.
8. Tap Log On.

Apple (iOS) Users

1. Go to the App Store on your mobile device.

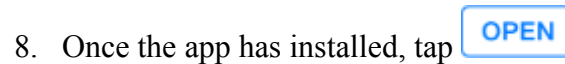


2. Tap **Follett Notifications**.

4. Tap **Follett Notifications**

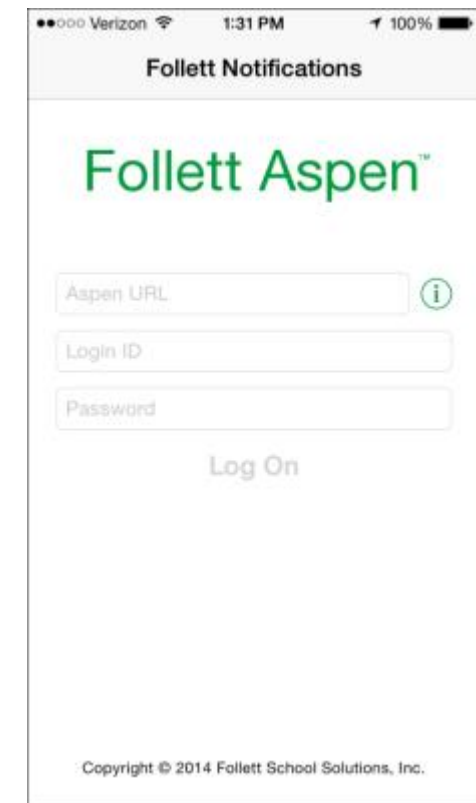


7. You will be asked to enter your Apple ID and password. Enter the information, and tap **OK**.



9. The Log On screen now will appear.

NOTE: When downloading the Follett Notifications, ensure that you enable push notifications on your device. Follett Notifications will prevent you from logging on until push notifications are enabled.



10. Type in the Aspen URL listed below:

ma-attleboro.myfollett.com

11. Type your Login ID and Password.

12. Tap **Log On**.

